

## TECHNIQUE LEVEL 1A

1. Using the **A Major 5-finger pattern**, play the following intervals, HS; first up and down, then BL. Start with A.

Right Hand: **3rd**

\_\_\_\_\_  
(1)

Left Hand: **5th**

\_\_\_\_\_  
(1)

2. Play the **G Major 5-finger pattern**, HS or HT, up and down, *legato*.  
Play at a steady beat.

\_\_\_\_\_  
*accept contrary motion*  
(2)

3. Play the **F Major 5-finger pattern**, HS or HT, up and down, *legato*.  
Play at a steady beat.

\_\_\_\_\_  
*accept contrary motion*  
(2)

4. Play the **D Major triad**, HS or HT, BR up and down, then BL.

\_\_\_\_\_  
(2)

5. Play the **C Major cross-hand arpeggio** 2 or 4 octaves up and down,  
at a steady beat.

\_\_\_\_\_  
(2)

*Judge's comments:*

*Judge's initials:* \_\_\_\_\_

**TOTAL SCORE:** \_\_\_\_\_  
**(10)**

## TECHNIQUE LEVEL 1B

1. Using the **b minor 5-finger pattern**, play the following intervals, HS; first up and down, then BL. Start with **B**.

**P4**

\_\_\_\_\_  
(1)

**M3**

\_\_\_\_\_  
(1)

2. Play the **d minor 5-finger pattern**, HS or HT, up and down, *legato*.  
Play at a steady beat.

\_\_\_\_\_  
*accept contrary motion*  
(1)

3. Play the **e minor triad**, HS or HT, BR up and down, then BL.

\_\_\_\_\_  
*accept contrary motion*  
(1)

4. Play the **b minor cross-hand arpeggio** 2 or 4 octaves up and down.  
Play at a steady beat.

\_\_\_\_\_  
*accept contrary motion*  
(2)

5. Play a one-octave **C Major scale**, HS, up and down, *legato*.

Play at a minimum speed of MM ♩ = 66

\_\_\_\_\_  
(2)

6. Play a one-octave **a natural minor scale**, HS, up and down, *legato*.

Play at a minimum speed of MM ♩ = 66

\_\_\_\_\_  
(2)

*Judge's comments:*

*Judge's initials:*

**TOTAL SCORE:** \_\_\_\_\_  
**(10)**

## TECHNIQUE LEVEL 2

1. Using the **D<sup>b</sup> Major 5-finger pattern**, play the following intervals, HT;  
first up and down, then BL. Start with **D<sup>b</sup>**.

Right Hand: **M2**

\_\_\_\_\_  
(0.5)

Left Hand: **P5**

\_\_\_\_\_  
(0.5)

2. Using the **f<sup>#</sup> minor 5-finger pattern**, play the following intervals, HT;  
first up and down, then BL. Start with **f<sup>#</sup>**.

Right Hand: **m3**

\_\_\_\_\_  
(0.5)

Left Hand: **P4**

\_\_\_\_\_  
(0.5)

3. Play the **A<sup>b</sup> Major 5-finger pattern** HS or HT, up and down, **f** staccato.

\_\_\_\_\_  
*accept contrary motion*  
(1)

4. Play the **g<sup>#</sup> minor 5-finger pattern**, HS or HT, up and down, **p** legato.

\_\_\_\_\_  
*accept contrary motion*  
(1)

5. Play the **c<sup>#</sup> minor cross-hand arpeggio** 4 octaves, up and down, **f** legato.

Play at a minimum speed of MM ♩ = 76

\_\_\_\_\_  
(1)

6. Play the **A<sup>b</sup> Major cross-hand arpeggio** 4 octaves, up and down, **p** legato.

Play at a minimum speed of MM ♩ = 76

\_\_\_\_\_  
(1)

7. Play a one-octave **G Major scale**, HS or HT, up and down, legato; or HT in contrary motion, legato. Play at a minimum speed of MM ♩ = 76

\_\_\_\_\_  
(2)

8. Play a one-octave **e natural minor scale**, HS or HT, up and down, legato; or HT in contrary motion. Play at a minimum speed of MM ♩ = 76

\_\_\_\_\_  
(2)

*Judge's comments:*

*Judge's initials:* \_\_\_\_\_

**TOTAL SCORE:** \_\_\_\_\_

**(10)**

### TECHNIQUE LEVEL 3

1. Using the **A Major / a minor 5 finger patterns** play the following intervals, HS or HT, ascending and descending BR, then BL. Start with **A**.

Right Hand: **m3**

Left Hand: **P4**

\_\_\_\_\_  
(1)

*1/2 point each interval*

2. Play the **C Major triad** with **inversions**, HS or HT, BR and BL. Begin and end with root position.

\_\_\_\_\_  
(2)

3. Play the **G Major triad** with **inversions**, HS or HT, BR and BL. Begin and end with root position.

\_\_\_\_\_  
(2)

4. Play the **e minor arpeggio** 2 octaves, HS or HT, ascending and descending, staccato. Play at a minimum speed of MM ♩ = 60.

\_\_\_\_\_  
(1)

5. Play the **primary triads I, IV and V** in root position, HT, BR and BL, in the key of **F Major**.

\_\_\_\_\_  
(1)

6. Play the **E Major scale**, HS or HT, one octave, ascending and descending, **p** legato. Play at a minimum speed of MM ♩ = 80.

\_\_\_\_\_  
(1)

7. Play the **e harmonic minor scale**, HS or HT, one octave, ascending and descending, **p** legato. Play at a minimum speed of MM ♩ = 60.

\_\_\_\_\_  
(1)

8. Play the **D Major scale**, one octave, HS or HT, one octave, ascending and descending, **f** legato. Play at a minimum speed of MM ♩ = 80.

\_\_\_\_\_  
(1)

*Judge's comments:*

*Judge's initials:* \_\_\_\_\_

**TOTAL SCORE:** \_\_\_\_\_

**(10)**

## TECHNIQUE LEVEL 4

1. Play the following intervals in **B Major**, HT, BR and BL. Start with **B**.

Right Hand: **P4**

\_\_\_\_\_  
(.5)

Left Hand: **M6**

\_\_\_\_\_  
(.5)

2. Play a **D Major triad** with **inversions**, HS or HT, BR and BL. Begin and end with root position. Play the root position *p*, 1<sup>st</sup> inversion *mf*, 2<sup>nd</sup> inversion *f*, top root position *ff*.

\_\_\_\_\_  
(2)

3. Play the **b minor arpeggio**, HS or HT, crescendo ascending and diminuendo descending, staccato. Play at a steady beat.

\_\_\_\_\_  
(1)

4. Play a one-octave **F# - Gb Major scale**, HS or HT, one octave, *f*, *legato*.

Play at a minimum speed of MM ♩ = 60.

\_\_\_\_\_  
(1)

5. Play a one-octave **e melodic minor scale**, HS or HT, one octave, up and down, *p legato*. Play at a minimum speed of MM ♩ = 60.

\_\_\_\_\_  
(1)

6. Play a one-octave **B Major scale**, HS, one octave, in 2-note slurs, ascending and descending.

\_\_\_\_\_  
(2)

7. Play this chord progression in **C Major**, HS or HT, *f*:

**I - IV<sub>4</sub><sup>6</sup> - I - V<sup>6</sup> or V<sub>5</sub><sup>6</sup> - I**

\_\_\_\_\_  
(2)

*Judge's comments:*

*Judge's initials:* \_\_\_\_\_

**TOTAL SCORE:** \_\_\_\_\_

**(10)**

## TECHNIQUE LEVEL 5

1. Starting on **E $\flat$** , play the these intervals HT, BR and BL.

Right Hand: **M6**

\_\_\_\_\_  
(.5)

Left Hand: **M3**

\_\_\_\_\_  
(.5)

2. Play the **g minor triad** with inversions, HS or HT, BR and BL. Begin and end with root position. Play root position *p*, 1<sup>st</sup> inversion *mf*, 2<sup>nd</sup> inversion *f*, and top root position *ff*.

\_\_\_\_\_  
(2)

3. Play the **f minor arpeggio**, 2 octaves, HS or HT, ascending and descending, legato. Play in triplet rhythm at a steady beat.

\_\_\_\_\_  
(1)

4. Play the **B $\flat$  Major scale**, HS or HT, two octaves, *f* legato.

Play at a minimum speed of MM  $\text{♪} = 60$ .

\_\_\_\_\_  
(1)

5. Play the **f melodic minor scale**, HS or HT, one octave, up and down, *p* legato.

Play at a minimum speed of MM  $\text{♪} = 60$ .

\_\_\_\_\_  
(1)

6. Play the **A $\flat$  Major scale**, one octave, HS, in 2-note slurs.

Play at a minimum speed of MM  $\text{♪} = 60$ .

\_\_\_\_\_  
(2)

7. Play this chord progression in A Major, HS or HT, *f* :

**I - IV $_4^6$  - I - V $^6$  or V $_5^6$  - I**

\_\_\_\_\_  
(2)

*Judge's comments:*

*Judge's initials:*

**TOTAL SCORE:** \_\_\_\_\_

**(10)**

## TECHNIQUE LEVEL 6

1. Starting on **E**, play these intervals HT, BR and BL.

Right Hand: **m2**

\_\_\_\_\_  
(.5)

Left Hand: **m6**

\_\_\_\_\_  
(.5)

2. Play the **c# minor triad** with inversions, HS or HT, BR and BL.

Begin and end with root position, *mf*.

\_\_\_\_\_  
(2)

3. Play the **f# minor arpeggio**, 2 octaves, HT, ascending and descending, legato.

Play at a steady beat.

\_\_\_\_\_  
(1)

4. Play the **D Major scale**, HT, 2 octaves, *f* legato.

Play at a minimum speed of MM ♪ = 60.

\_\_\_\_\_  
(1)

5. Play the **b melodic minor scale**, HT, 2 octaves, up and down, *p* legato.

Play at a minimum speed of MM ♪ = 60.

\_\_\_\_\_  
(1)

6. Play the **G Major scale**, HT, 2 octaves, ascending and descending, *f*.

Play at a minimum speed of MM ♪ = 60.

\_\_\_\_\_  
(1)

7. Starting in the center, play the C Major scale, in contrary motion, 2 octaves, *mf*,

in the following rhythm: ♪♪ ♪♪♪

\_\_\_\_\_  
(1)

8. Play this chord progression in **D Major**, HS or HT, *mf*. Pedal optional.

**I - IV<sub>4</sub><sup>6</sup> - I - V<sup>6</sup> or V<sub>5</sub><sup>6</sup> - I**

\_\_\_\_\_  
(2)

*Judge's comments:*

*Judge's initials:* \_\_\_\_\_

**TOTAL SCORE:** \_\_\_\_\_

**(10)**

## TECHNIQUE LEVEL 7

1. Starting on **E<sup>b</sup>**, play these **intervals** HT, BR and BL.

**M3**

\_\_\_\_\_  
(.5)

**M6**

\_\_\_\_\_  
(.5)

2. Play the **B Major triad** with inversions, HS, BR and BL, *mp*.  
Begin and end with root position. BR and BL may be alternated.

\_\_\_\_\_  
(1)

3. Play the **V<sup>7</sup>** in the key of **F Major** in root position, crescendo and diminuendo,  
BR and BL, legato.

\_\_\_\_\_  
(1)

4. Play a 2-octave **D<sup>b</sup> Major arpeggio**, HT, crescendo ascending and diminuendo  
descending, legato. Play at a minimum speed of MM ♩ = 72.

\_\_\_\_\_  
(1)

5. Play the **diatonic triads** of the **G Major** scale, HT, 1 octave, up and down, *p*  
non-legato, BL.

\_\_\_\_\_  
(1)

6. Play a 2-octave **chromatic scale** starting on **B**, HS, ascending and descending, *p*.  
Play at a minimum speed of MM ♪ = 72.

\_\_\_\_\_  
(1)

7. Starting in the center, play the **D Major scale** in **contrary motion**, 2 octaves, legato,  
out and in, *mf*, in the following rhythm: ♪♪ ♪♪♪♪

\_\_\_\_\_  
(1)

8. Play a 4-octave **B Major scale**, HT, crescendo ascending and diminuendo descending,  
legato. Play at a minimum speed of MM ♪ = 72.

\_\_\_\_\_  
(1)

9. Play a 4-octave **d<sup>#</sup> melodic minor scale**, HT, crescendo ascending and diminuendo  
descending, legato. Play at a minimum speed of MM ♪ = 72.

\_\_\_\_\_  
(1)

10. Play this chord progression in **d<sup>#</sup> harmonic minor**, HT, in the following manner: The  
RH plays the chords and inversions *f* and the LH plays the roots *pp*. Pedal optional.

\_\_\_\_\_  
(1)

**I - IV<sub>4</sub><sup>6</sup> - I - V<sup>6</sup> or V<sub>5</sub><sup>6</sup> - I**

*Judge's comments:*

*Judge's initials:* \_\_\_\_\_

**TOTAL SCORE:** \_\_\_\_\_

**(10)**



## TECHNIQUE LEVEL 8

1. Starting on **F**, play these **intervals** HT, BR and BL.

**m7**

**P8**

\_\_\_\_\_ (.5)

\_\_\_\_\_ (.5)

2. Play the **E Major triad** with inversions, HS, BR and BL. Begin and end with root position. Play root position *p*, 1<sup>st</sup> inversion *mf*, 2<sup>nd</sup> inversion *f*, and top root position *ff*. BR and BL may be alternated.

\_\_\_\_\_ (1)

3. Play a 4-voice **V<sup>7</sup>** in the key of **F Major** in root position, HT, ascending and descending BR and BL, legato.

\_\_\_\_\_ (1)

4. Play a 3-octave **F Major arpeggio**, HT, ascending and descending, RH *f*, LH *p*, legato, in triplet rhythm. Play at a minimum speed of MM  $\overset{3}{\text{♩}} = 72$ .

\_\_\_\_\_ (1)

5. Play the **diatonic triads** of the **F Major** scale, HT, 1 octave, up and down, *mf* non-legato, BL.

\_\_\_\_\_ (1)

6. Play a root position **diminished triad** from **e**, HT, BR, and BL.

\_\_\_\_\_ (1)

7. Play a 2-octave **chromatic scale** starting on **E**, HS or HT, ascending and descending, *p*. Play at a minimum speed of MM  $\text{♩} = 76$ .

\_\_\_\_\_ (1)

8. Play the **E Major scale** in a **parallel** and **contrary motion pattern**, 4 octaves, legato, *mf*, in the following rhythm:  $\text{♩} \text{♩} \text{♩} \text{♩}$  at a minimum speed of MM  $\text{♩} = 60$ .

\_\_\_\_\_ (1)

9. Play a 3-octave **B Major scale**, HT, crescendo ascending and diminuendo descending, legato. Play at a minimum speed of MM  $\overset{3}{\text{♩}} = 72$ .

\_\_\_\_\_ (1)

10. Play a 3-octave **c# melodic minor scale**, HT, ascending and descending, legato, RH *f*, LH *p*. Play at a minimum speed of MM  $\overset{3}{\text{♩}} = 72$ .

\_\_\_\_\_ (1)

11. Play this chord progression in **c# harmonic minor**, HT, in the following manner: The RH plays the chords and inversion *mf* and the LH plays the roots *p*. Pedal optional.

\_\_\_\_\_ (1)

**i - iv<sub>4</sub><sup>6</sup> - i - V<sub>5</sub><sup>6</sup> - i**







*Judge's comments:*

*Judge's initials:* \_\_\_\_\_

**TOTAL SCORE:** \_\_\_\_\_

**(10)**

## TECHNIQUE LEVEL 9

1. Play the **diatonic triads** of the **G $\flat$  Major** scale, HT, 1 octave. The RH plays *mf*, the LH *pp* non-legato, BL. No Pedal. \_\_\_\_\_ (1)
2. Play a root position **Augmented triad** from **B $\flat$** , HT, BR and BL. \_\_\_\_\_ (.5)
3. Play a **C Major arpeggio**, 4 octaves, HT legato, crescendo ascending and diminuendo descending. Play at a minimum speed of MM  = 60. \_\_\_\_\_ (1)
4. Play a 4-octave **V<sup>7</sup> arpeggio** in the key of **G Major**, HT, crescendo ascending and diminuendo descending, legato. Play at a minimum speed of MM  = 60. \_\_\_\_\_ (1)
5. Play a root position 4-voice **diminished 7<sup>th</sup>** from **c**, HT, BR and BL. \_\_\_\_\_ (.5)
6. Play a 1-octave **Dorian modal scale** starting on **D**, HT, ascending and descending, *mp*. Play at a minimum speed of MM  = 72. \_\_\_\_\_ (.5)
7. Play a 4-octave **e $\flat$  natural minor scale**, HT, crescendo ascending and diminuendo descending, legato, in a  rhythm. Play at a minimum speed of MM  = 104. \_\_\_\_\_ (2)
8. Play a 4-octave **B $\flat$  Major scale**, HT, ascending and descending, legato. Play at a minimum speed of MM  = 72. \_\_\_\_\_ (2)
9. Play this chord progression in **f harmonic minor**, HT, in the following manner:  
The RH plays the chords and inversions *mf* and the LH plays the roots *p*.  
Pedal optional. \_\_\_\_\_ (1.5)






**i - iv<sub>4</sub><sup>6</sup> - i - V<sub>5</sub><sup>6</sup> - i**

*Judge's comments:*

*Judge's initials:* \_\_\_\_\_

**TOTAL SCORE:** \_\_\_\_\_  
**(10)**

## TECHNIQUE LEVEL 10

1. Play blocked **diatonic triads** of the **f# harmonic minor** scale, HT, 1 octave, ascending and descending. Pedal each triad. \_\_\_\_\_ (1)
2. Play a 4-voice **V<sup>7</sup> chord** and its **inversions** in the key of **E<sup>b</sup> Major**, HT, ascending and descending, BR and BL. \_\_\_\_\_ (1)
3. Play a 4-voice **Major 7<sup>th</sup> chord** from **C**. \_\_\_\_\_ (.5)
4. Play a 4-voice **minor 7<sup>th</sup> chord** from **G**. \_\_\_\_\_ (.5)
5. Play the **A<sup>b</sup> Major arpeggio**, 4 octaves, HT, **p** staccato ascending and **mf** legato descending. Play at a minimum speed of MM  = 63. \_\_\_\_\_ (1)
6. Play a 4 octave **diminished 7<sup>th</sup> arpeggio** starting on **d**, HT, **mf** legato ascending and descending. Play at a minimum speed of MM  = 69. \_\_\_\_\_ (1)
7. Play a 1-octave **Lydian modal scale** starting on **F**, HT, ascending and descending, **p** legato. Play at a minimum speed of MM ♩ = 72. \_\_\_\_\_ (.5)
8. Play a 1-octave **Locrian modal scale** starting on **B**, HT, ascending and descending, **mf** staccato in the following rhythm:  Play at a minimum speed of MM ♩ = 104. \_\_\_\_\_ (.5)
9. Play the **f# harmonic minor scale**, 4 octaves, HT, ascending and descending, staccato, **mf**. Play at a minimum speed of MM  = 66. \_\_\_\_\_ (2)
10. Play a 4-octave **G<sup>b</sup> Major scale**, HT, ascending and descending, legato, RH **p**, LH **f**. Play at a minimum speed of MM  = 80. \_\_\_\_\_ (1)
11. Play this chord progression in **D Major**, HT, in the following manner:  
The RH starts in 1st inversion **mp** and the LH plays the bass line **mf**.  
Legato each chord. \_\_\_\_\_ (1)

I- IV<sub>4</sub><sup>6</sup> - I - V<sub>5</sub><sup>6</sup> - I






*Judge's comments:*

*Judge's initials:* \_\_\_\_\_

**TOTAL SCORE:** \_\_\_\_\_

**(10)**

## TECHNIQUE LEVEL 11

1. Play blocked **diatonic triads** of the **B $\flat$  Major** scale, HT, 1 octave, ascending and descending, RH *f*, LH *pp*. Pedal optional. \_\_\_\_\_ (1)
2. Play a 4-voice **V<sup>7</sup> chord** and its **inversions** in the key of **e harmonic minor**, HT, BR, crescendo ascending and diminuendo descending, then BL *p*. \_\_\_\_\_ (1)  
Begin and end with the root position.
3. Play a 4-octave tonic arpeggio in **G Major**, HT, ascending and descending, legato, first in root position, then in 1<sup>st</sup> inversion. Play at a minimum speed of MM  = 72. \_\_\_\_\_ (1)
4. Play a 4-octave **V7 arpeggio** in **D $\flat$  Major**, HT, legato, crescendo ascending and diminuendo descending. Play at a minimum speed of MM  = 72. \_\_\_\_\_ (1)
5. Play the **e melodic minor scale**, 4 octaves, HT, diminuendo ascending and crescendo descending, legato. Play at a minimum speed of MM  = 84. \_\_\_\_\_ (2)
6. Play triplets and duplets in C Major, 1 octave, HT ascending only. \_\_\_\_\_ (1)  
The RH plays  and the LH plays 
7. Play a 4-octave **G Major scale**, HT, at the distance of a 6<sup>th</sup>, ascending and descending. \_\_\_\_\_ (2)  
The RH starts on the tonic and plays *p* staccato. The LH starts a 6<sup>th</sup> below and plays *mf* legato. Play at a steady beat.
8. Play this chord progression in **g $\sharp$  harmonic minor**, HT, in the following manner: \_\_\_\_\_ (1)  
The RH starts in 1<sup>st</sup> inversion *mf*, and the LH plays the bass line *mp*.  
Legato pedal each chord.







**i- iv<sub>4</sub><sup>6</sup> - i - V<sub>5</sub><sup>6</sup> - i**

*Judge's comments:*

*Judge's initials:* \_\_\_\_\_

**TOTAL SCORE:** \_\_\_\_\_  
**(10)**

## TECHNIQUE LEVEL 12

1. Play a 4-voice **diminished 7<sup>th</sup> chord** and its **inversions** in **g# minor**, HT, BR ascending and descending, and BL, *mf*. Begin and end with root position. \_\_\_\_\_ (1)
2. Play a 4-octave **tonic arpeggio** with **inversions** in **D Major**, HT, legato ascending and staccato descending, RH *f* and LH *p*. Play at a minimum speed of MM  = 76. \_\_\_\_\_ (1)
3. Play a 4-voice **V<sup>7</sup> arpeggio** in **f harmonic minor**, HT, legato ascending and descending, RH *mf* and LH *pp*. Play at a minimum speed of MM  = 76. \_\_\_\_\_ (1)
4. Play  with the RH while playing  with the LH in C Major, 1 octave, HT, ascending only. Play at a steady beat. \_\_\_\_\_ (1)
5. Play a 4-octave **B Major scale**, HT, ascending and descending, legato. The RH plays *mf* and the LH plays *p*. Play at a minimum speed of MM  = 96. \_\_\_\_\_ (2)
6. Play the **b melodic minor scale**, 4 octaves, HT, RH *p*, LH *mf*, ascending and descending, legato. Play at a minimum speed of MM  = 96. \_\_\_\_\_ (2)
7. Play the **half cadence ( I - IV - I - V )** and the **deceptive cadence ( I - IV - V - vi )** chord progressions in **D Major**. Legato pedal each chord. \_\_\_\_\_ (2)

*Judge's comments:*

*Judge's initials:* \_\_\_\_\_

**TOTAL SCORE:** \_\_\_\_\_  
**(10)**